

HRP Conjugate Stabilizer, Mammalian, 1X

Preserves the activity of HRP conjugates and reduces background signal.

HRP Conjugate Stabilizer, Mammalian, 1X is used to preserve concentrated stock conjugates, reconstitute lyophilized HRP conjugates, and dilute protein-peroxidase conjugates to their useful working titer in ELISAs and other immunology-based techniques.

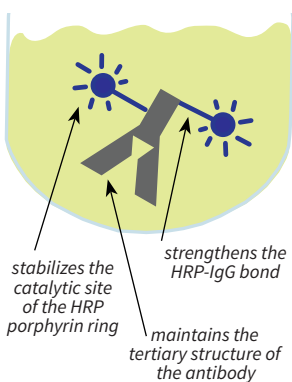
HRP Conjugate Stabilizer, Mammalian, 1X preserves the functional integrity of the horseradish peroxidase enzyme and immunoglobulin components of the HRP-IgG conjugate complex. This proprietary formulation helps preserve the native three-dimensional conjugate structure during storage while enhancing the binding relationship between the IgG component of the HRP-IgG conjugate and the target antigen or antibody during the assay.

By maintaining conjugate component activity and preventing contamination issues through the inclusion of an antimicrobial agent, HRP Conjugate Stabilizer, Mammalian, 1X extends the functional utility of stored and reconstituted peroxidase conjugates. Extended stability studies clearly demonstrate this stabilizer's ability to preserve HRP-labeled IgG performance during long-term storage (see page 2).

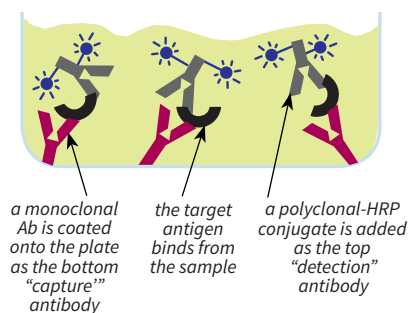
HRP Conjugate Stabilizer inhibits the conjugate from non-specifically binding to plate coating proteins or non-target sample proteins. By reducing

continued on page 2...

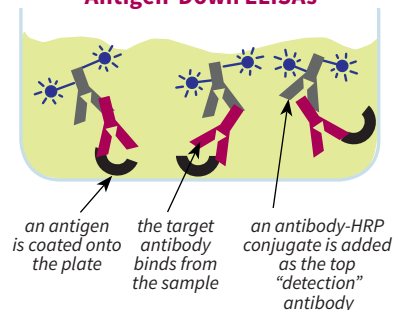
Stabilizes HRP Conjugates



Minimizes Background in Mono-Poly Sandwich ELISAs



Minimizes Background in Antigen-Down ELISAs



HRP CONJUGATE STABILIZER, MAMMALIAN, 1X

Size	Catalog #
100 mL	#6350
500 mL	#6706
1 L	#6351
10 L	#6352

INSTRUCTIONS:

1. Protect the stabilizer from light.
2. Gently mix the stabilizer; avoid bubbles.
3. Prepare the HRP conjugate solution at the pre-determined dilution factor or concentration. For example, if preparing 50 mL at a dilution of 1:5,000, add 10 μ L HRP-IgG conjugate stock concentrate to 49.99 mL HRP Conjugate Stabilizer, Mammalian, 1X.
4. Mix for 15 minutes.
5. Pipette 50-300 μ L of the diluted HRP conjugate to each well of the ELISA at the appropriate step in the assay.
6. Store remaining conjugate solution at 2-8°C. Protect from direct exposure to light.

For more ELISA protocols and information, please visit www.immunochemistry.com.

SPECIFICATIONS:

- Clear to light yellow liquid
- 1X ready to use
- pH 7.2-7.6

STORAGE:

- 24 months at 2-8°C
- 1 week at room temperature

SAFETY & USAGE:

- Warning! May cause an allergic skin reaction. Harmful to aquatic life with long lasting effects.
- SDS available at immunochemistry.com
- Product intended for research use or for further manufacturing into *in vitro* diagnostics reagents only.
- Not intended for use in human or therapeutics purposes.



9401 James Avenue S., #155, Bloomington, MN 55431 USA

TOLL-FREE 1-800-829-3194 LOCAL 952-888-8788

FAX 952-888-8988

WWW.IMMUNOCHEMISTRY.COM

BRIGHT MINDS, BRIGHT SOLUTIONS.™

ImmunoChemistry Technologies, LLC gratefully acknowledges the significant contributions made by one of its founders, Brian W. Lee, Ph.D in the development of this product, including the creation and illustration of its strategy and protocol.

HRP Conjugate Stabilizer, Mammalian, 1X

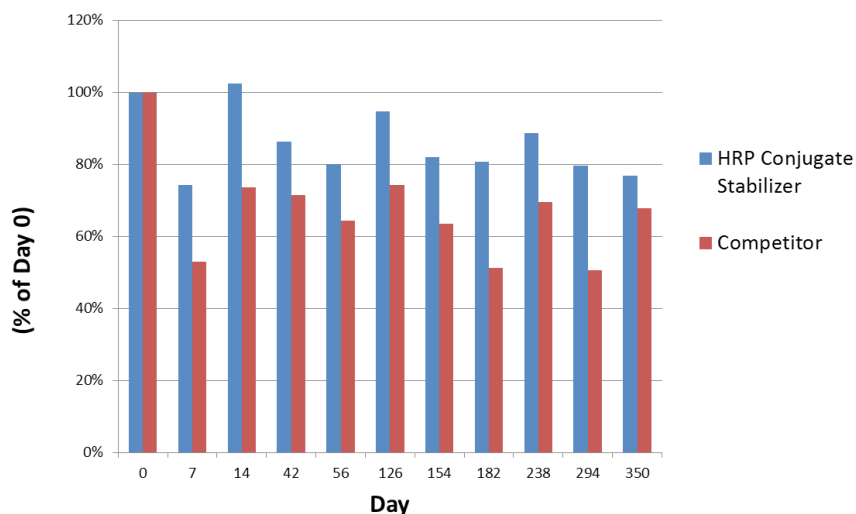
continued from page 1...

non-specific conjugate bridging events on the plate surface, undesirable background signal-related losses in sensitivity can be significantly reduced.

Additional components may be added to HRP Conjugate Stabilizer, Mammalian, 1X to optimize the solution for unique ELISA sample situations or for use in other immunological techniques. Incorporation of an antimicrobial agent into the formulation allows for bench-top use and extensive storage stability at 2-8°C.

SIGNAL RETENTION OF HRP-IgG CONJUGATE AT 2-8°C WITH HRP CONJUGATE STABILIZER, MAMMALIAN, 1X VS. COMPETITOR

HRP Conjugate Stabilizer, Mammalian, 1X is effective at retaining both the binding and enzymatic activity of HRP conjugates. HRP-IgG conjugate was diluted to working strength (1:60,000) in HRP Conjugate Stabilizer, Mammalian, 1X or in a competing product and stored at 2-8°C. Performance was monitored over 12 months in an antigen-down ELISA format. On Day 350, HRP Conjugate Stabilizer, Mammalian, 1X had enabled retention of 78% of the original signal while the signal from conjugate stored in a competing product decreased by more than 30% over the same period.



Build a better assay with ELISA Solutions from ImmunoChemistry Technologies.



BRIGHT MINDS, BRIGHT SOLUTIONS.™

ImmunoChemistry Technologies, LLC gratefully acknowledges the significant contributions made by one of its founders, Brian W. Lee, Ph.D in the development of this product, including the creation and illustration of its strategy and protocol.

9401 James Avenue S., #155, Bloomington, MN 55431 USA

TOLL-FREE 1-800-829-3194 LOCAL 952-888-8788

FAX 952-888-8988

WWW.IMMUNOCHEMISTRY.COM